



AMERICA FIRST
— POLICIES —

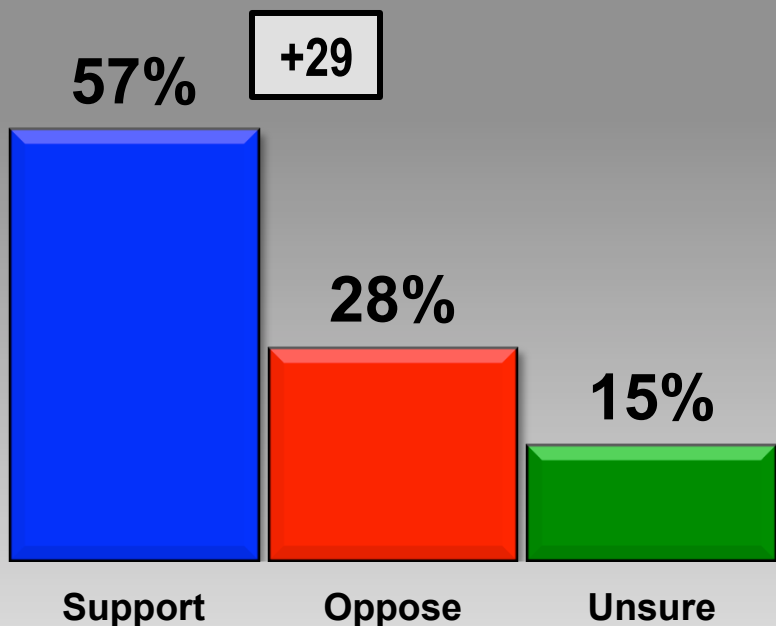
Dreaming Bigger,
Together.

NATIONAL PAID FAMILY LEAVE SURVEY

January 4, 2018
N = 1,000 respondents

Almost 60% support a law to require up to 12 weeks of paid leave following the birth of a child, with women more supportive than men.

Do you support or oppose a federal law that would require employers to give workers up to twelve weeks of paid time off after the birth of a child?

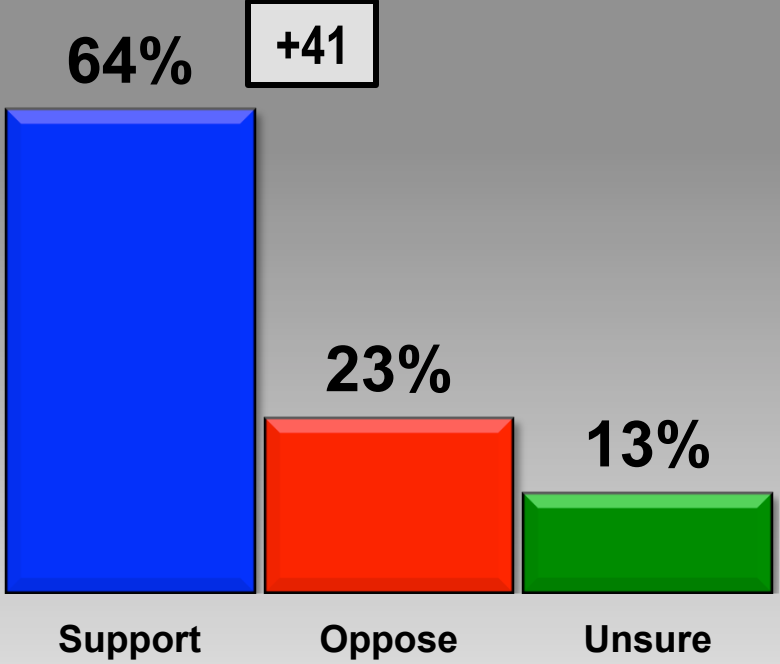


	Support	Oppose	DIFF	Unsure
Northeast (14%)	73%	17%	+56	10%
Mid-Atlantic (14%)	54%	30%	+24	16%
Great Lakes (12%)	62%	24%	+38	14%
Midwest (11%)	39%	36%	+3	24%
Southeast (28%)	62%	23%	+39	15%
West (22%)	49%	36%	+13	16%
2018 Competitive State (29%)	51%	33%	+18	15%
2016 Trump State (55%)	54%	30%	+24	17%
Men (47%)	52%	32%	+20	16%
Women (53%)	62%	24%	+38	15%
Republican (31%)	46%	41%	+5	13%
Democrat (35%)	72%	15%	+57	12%
Independent/ Other (34%)	51%	28%	+23	21%
Republican Men (16%)	43%	46%	-3	11%
Republican Women (15%)	49%	36%	+13	15%
Democrat Men (13%)	70%	14%	+56	16%
Democrat Women (22%)	74%	16%	+58	10%
Independent Men (18%)	46%	33%	+13	21%
Independent Women (16%)	57%	22%	+35	21%



Even more (64%), support a law to require up to 12 weeks of paid leave when it is expanded to include other important family matters. The gender gap is slightly less pronounced here.

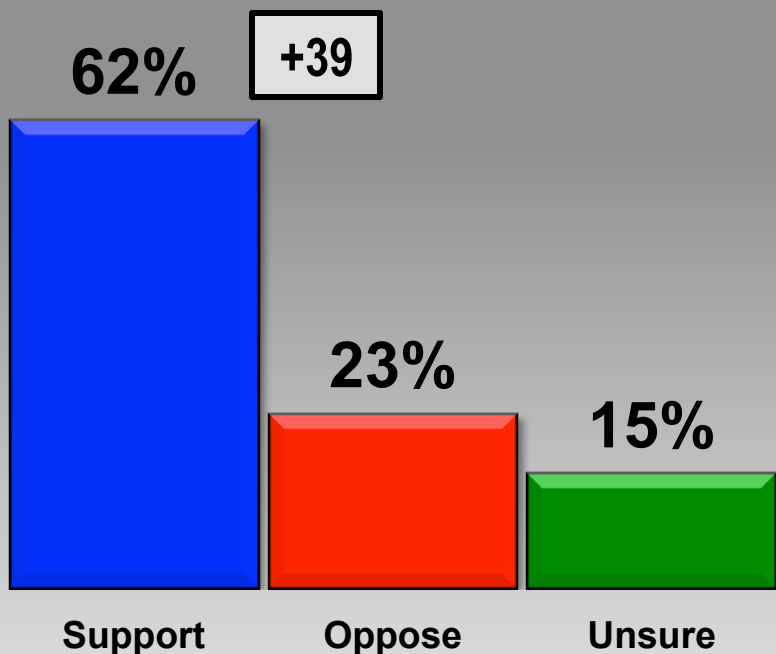
Do you support or oppose a federal law that would require employers to give workers up to twelve weeks of paid time off after the birth of a child, or to care for a family member with a serious health condition, or to help care for family members when a member of the family is called into active military service?



	Support	Oppose	DIFF	Unsure
Northeast (14%)	79%	13%	+66	7%
Mid-Atlantic (14%)	64%	25%	+39	11%
Great Lakes (12%)	68%	19%	+49	13%
Midwest (11%)	51%	31%	+20	18%
Southeast (28%)	68%	20%	+48	12%
West (22%)	54%	30%	+24	16%
2018 Competitive State (29%)	61%	27%	+34	12%
2016 Trump State (55%)	62%	25%	+37	13%
Men (47%)	61%	27%	+34	12%
Women (53%)	67%	19%	+48	14%
Republican (31%)	54%	33%	+21	14%
Democrat (35%)	78%	13%	+65	9%
Independent/ Other (34%)	60%	24%	+36	16%
Republican Men (16%)	53%	35%	+18	11%
Republican Women (15%)	54%	30%	+24	16%
Democrat Men (13%)	81%	12%	+69	7%
Democrat Women (22%)	76%	13%	+63	11%
Independent Men (18%)	53%	31%	+22	16%
Independent Women (16%)	67%	17%	+50	15%

Almost the same amount (62%), support offering tax breaks to employers who offer paid family leave. The tax incentives increase support among Republicans.

Do you support or oppose a federal law that would offer tax breaks to employers that give workers up to twelve weeks of paid time off after the birth of a child, or to care for a family member with a serious health condition, or to help care for family members when a member of the family is called into active military service?



	Support	Oppose	DIFF	Unsure
Northeast (14%)	73%	15%	+58	12%
Mid-Atlantic (14%)	62%	26%	+36	13%
Great Lakes (12%)	66%	18%	+48	16%
Midwest (11%)	51%	26%	+25	22%
Southeast (28%)	64%	22%	+42	14%
West (22%)	56%	30%	+26	14%
2018 Competitive State (29%)	59%	27%	+32	14%
2016 Trump State (55%)	60%	24%	+36	16%
Men (47%)	58%	28%	+30	14%
Women (53%)	66%	19%	+47	15%
Republican (31%)	57%	29%	+28	14%
Democrat (35%)	72%	16%	+56	11%
Independent/ Other (34%)	56%	25%	+31	19%
Republican Men (16%)	55%	34%	+21	11%
Republican Women (15%)	59%	24%	+35	16%
Democrat Men (13%)	72%	16%	+56	12%
Democrat Women (22%)	72%	17%	+55	11%
Independent Men (18%)	49%	32%	+17	19%
Independent Women (16%)	63%	17%	+46	20%

